

AK F1 – SINGLE

20.01.2024

100m Gender: Men									
Rank	Lane	Pair	First name	Last name	Nation	Age Group	100m	Difference	Points
1	I	2	Bastian	HORNTASCH	GER	F1	MT 15.960	-	15.960
2	O	1	Maxim	KOWTUN	GER	F1	MT 16.040 PB	+0.080	16.040
3	O	2	Noah	SIMONIS	GER	F1	MT 16.310 PB	+0.350	16.310
4	I	1	Alexander	SCHMIDT	GER	F1	MT 27.120	+11.160	27.120

100m Gender: Women									
Rank	Lane	Pair	First name	Last name	Nation	Age Group	100m	Difference	Points
1	O	1	Alina	HORNTASCH	GER	F1	MT 19.390 PB	-	19.390
2	I	1	Leah	BORSBACH	GER	F1	MT 20.790 PB	+1.400	20.790

300m Gender: Men									
Rank	Lane	Pair	First name	Last name	Nation	Age Group	300m	Difference	Points
1	I	2	Bastian	HORNTASCH	GER	F1	MT 48.800 PB	-	48.800
2	O	1	Noah	SIMONIS	GER	F1	MT 51.900 PB	+3.100	51.900
3	I	1	Alexander	SCHMIDT	GER	F1	MT 1:04.310	+15.510	64.310
-	O	2	Maxim	KOWTUN	GER	F1	DQ		DQ

300m Gender: Women									
Rank	Lane	Pair	First name	Last name	Nation	Age Group	300m	Difference	Points
1	O	1	Alina	HORNTASCH	GER	F1	MT 1:09.880	-	69.880
2	I	1	Leah	BORSBACH	GER	F1	MT 1:12.540 PB	+2.660	72.540

21.01.2024

100m Gender: Men									
Rank	Lane	Pair	First name	Last name	Nation	Age Group	100m	Difference	Points
1	0	2	Bastian	HORNTASCH	GER	F1	16.126	-	16.126
2	1	2	Noah	SIMONIS	GER	F1	17.279	+1.153	17.279
3	0	1	Alexander	SCHMIDT	GER	F1	20.819	+4.693	20.819
4	1	1	Maxim	KOWTUN	GER	F1	24.612	+8.486	24.612

100m Gender: Women									
Rank	Lane	Pair	First name	Last name	Nation	Age Group	100m	Difference	Points
1	0	1	Alina	HORNTASCH	GER	F1	19.798	-	19.798
2	1	1	Leah	BORSBACH	GER	F1	27.954	+8.156	27.954

300m Gender: Men									
Rank	Lane	Pair	First name	Last name	Nation	Age Group	300m	Difference	Points
1	1	1	Maxim	KOWTUN	GER	F1	46.668 PB	-	46.668
2	0	2	Bastian	HORNTASCH	GER	F1	51.975 SB	+5.307	51.975
3	0	1	Alexander	SCHMIDT	GER	F1	1:00.666 PB	+13.998	60.666
4	1	2	Noah	SIMONIS	GER	F1	1:01.445	+14.777	61.445

300m Gender: Women									
Rank	Lane	Pair	First name	Last name	Nation	Age Group	300m	Difference	Points
1	1	1	Leah	BORSBACH	GER	F1	1:04.078 PB	-	64.078
2	0	1	Alina	HORNTASCH	GER	F1	1:04.653	+0.575	64.653

AK F1 - ALLROUND

4x 100/300/100/300 Gender: Men										
Rank	First name	Last name	Nation	Age Group	100m	300m	100m	300m	Points	Difference
1	Bastian	HORNTASCH	GER	F1	MT 15.960 (1)	MT 48.800 PB (1)	16.126 (1)	51.975 SB (2)	132.861	-
2	Noah	SIMONIS	GER	F1	MT 16.310 PB (3)	MT 51.900 PB (2)	17.279 (2)	1:01.445 (4)	146.934	+14.073
3	Alexander	SCHMIDT	GER	F1	MT 27.120 (6)	MT 1:04.310 (3)	20.819 (4)	1:00.666 PB (3)	172.915	+40.054
-	Maxim	KOWTUN	GER	F1	MT 16.040 PB (2)	DQ	24.612 (5)	46.668 PB (1)	-	-

4x 100/300/100/300 Gender: Women										
Rank	First name	Last name	Nation	Age Group	100m	300m	100m	300m	Points	Difference
1	Alina	HORNTASCH	GER	F1	MT 19.390 PB (4)	MT 1:09.880 (4)	19.798 (3)	1:04.653 (6)	173.721	-
2	Leah	BORSBACH	GER	F1	MT 20.790 PB (5)	MT 1:12.540 PB (5)	27.954 (6)	1:04.078 PB (5)	185.362	+11.641

AK F2 - SINGLE

20.01.2024

100m Mixed (F2) Official Time Tools									
Rank	Lane	Pair	First name	Last name	Nation	Age Group	100m	Difference	Points
1		1	Julian	ARNHARDT		F2	MT 16.910	-	16.910

500m Mixed (F2) Official Time Tools									
Rank	Lane	Pair	First name	Last name	Nation	Age Group	500m	Difference	Points
1		1	Julian	ARNHARDT		F2	MT 1:30.740	-	90.740

21.01.2024

300m Mixed (F2) Official Time Tools									
Rank	Lane	Pair	First name	Last name	Nation	Age Group	300m	Difference	Points
1		1	Julian	ARNHARDT		F2	51.691 PB	-	51.691

300m Mixed (F2) Official Time Tools									
Rank	Lane	Pair	First name	Last name	Nation	Age Group	300m	Difference	Points
1		1	Julian	ARNHARDT		F2	52.022 PB	-	52.022

AK F2 - ALLROUND

4x 100/500/300/300 Mixed (F2) Official Time Tools										
Rank	First name	Last name	Nation	Age Group	100m	500m	300m	300m	Points	Difference
1	Julian	ARNHARDT		F2	MT 16.910 (1)	MT 1:30.740 (1)	51.691 PB (1)	52.022 PB (1)	211.363	-

AK E – SINGLE

20.01.2024

🏆 📄 100m Gender: Men 🕒 Official Time 🛠️ Tools

Rank	Lane	Pair	First name	Last name	Nation	Age Group	100m	Difference	Points
1	O	3	Jakob	GRAEFE	GER	E2	MT 13.840 PB	-	13.840
2	O	2	Christian	SIMONIS	GER	E2	MT 14.520	+0.680	14.520
3	I	3	Frederico	HOTH	GER	E1	MT 15.270	+1.430	15.270
4	I	2	Ben	SOENTJENS	GER	E2	MT 15.680	+1.840	15.680
5	O	1	Ben	SLUITER	GER	E1	MT 16.440 PB	+2.600	16.440
6	I	1	Mattes	STEIN	GER	E1	MT 17.370 PB	+3.530	17.370

🏆 📄 100m Gender: Women 🕒 Official Time 🛠️ Tools

Rank	Lane	Pair	First name	Last name	Nation	Age Group	100m	Difference	Points
1	O	3	Anastasia	SCHMIDT	GER	E1	MT 14.210 PB	-	14.210
2	I	3	Polina	CHEREVATENKO	UKR	E2	MT 14.550 PB	+0.340	14.550
3	O	2	Amira	KNÜLLE	GER	E2	MT 14.610 PB	+0.400	14.610
4	I	1	Lena	GEBHARDT	GER	E2	MT 15.450 PB	+1.240	15.450
5	I	2	Michelle	SATTLER	GER	E1	MT 15.630	+1.420	15.630

🏆 📄 500m Gender: Men 🕒 Official Time 🛠️ Tools

Rank	Lane	Pair	First name	Last name	Nation	Age Group	500m	Difference	Points
1	I	4	Jakob	GRAEFE	GER	E2	MT 1:05.450	-	65.450
2	O	3	Christian	SIMONIS	GER	E2	MT 1:08.270	+2.820	68.270
3	O	4	Frederico	HOTH	GER	E1	MT 1:11.220	+5.770	71.220
4	I	3	Ben	SOENTJENS	GER	E2	MT 1:14.430	+8.980	74.430
5	I	1	Mattes	STEIN	GER	E1	MT 1:27.920 PB	+22.470	87.920
6	O	1	Ben	SLUITER	GER	E1	MT 1:28.880	+23.430	88.880

🏆 📄 500m Gender: Women 🕒 Official Time 🛠️ Tools

Rank	Lane	Pair	First name	Last name	Nation	Age Group	500m	Difference	Points
1	O	4	Polina	CHEREVATENKO	UKR	E2	MT 1:01.930 PB	-	61.930
2	I	4	Anastasia	SCHMIDT	GER	E1	MT 1:06.590	+4.660	66.590
3	O	3	Amira	KNÜLLE	GER	E2	MT 1:09.760 SB	+7.830	69.760
4	I	3	Michelle	SATTLER	GER	E1	MT 1:12.020 PB	+10.090	72.020
5	I	1	Lena	GEBHARDT	GER	E2	MT 1:14.230 PB	+12.300	74.230

NRW Meisterschaften (20/21.01.2024)

Eissportzentrum – Grefrath (GER) / 20. - 21.01.2024

21.01.2024

300m Gender: Men									
Rank	Lane	Pair	First name	Last name	Nation	Age Group	300m	Difference	Points
1	O	4	Jakob	GRAEFE	GER	E2	38.083	-	38.083
2	I	4	Christian	SIMONIS	GER	E2	39.112 PB	+1.029	39.112
3	O	3	Frederico	HOTH	GER	E1	40.985	+2.902	40.985
4	O	1	Ben	SOENTJENS	GER	E2	43.805 PB	+5.722	43.805
5	I	3	Mattes	STEIN	GER	E1	49.394 PB	+11.311	49.394
6	I	1	Ben	SLUITER	GER	E1	51.220	+13.137	51.220

300m Gender: Women									
Rank	Lane	Pair	First name	Last name	Nation	Age Group	300m	Difference	Points
1	O	4	Polina	CHEREVATENKO	UKR	E2	37.876 PB	-	37.876
2	I	4	Anastasia	SCHMIDT	GER	E1	38.725 PB	+0.849	38.725
3	O	3	Amira	KNÜLLE	GER	E2	39.967 PB	+2.091	39.967
4	I	1	Michelle	SATTLER	GER	E1	41.867 PB	+3.991	41.867
-	I	3	Lena	GEBHARDT	GER	E2	DNS		DNS

500m Gender: Men									
Rank	Lane	Pair	First name	Last name	Nation	Age Group	500m	Difference	Points
1	O	4	Jakob	GRAEFE	GER	E2	1:02.952 PB	-	62.952
2	O	3	Frederico	HOTH	GER	E1	1:04.750	+1.798	64.750
3	I	4	Christian	SIMONIS	GER	E2	1:09.868	+6.916	69.868
4	I	3	Ben	SOENTJENS	GER	E2	1:12.633 PB	+9.681	72.633
5	I	1	Mattes	STEIN	GER	E1	1:21.100 PB	+18.148	81.100
6	O	1	Ben	SLUITER	GER	E1	1:22.024 PB	+19.072	82.024

500m Gender: Women									
Rank	Lane	Pair	First name	Last name	Nation	Age Group	500m	Difference	Points
1	O	2	Polina	CHEREVATENKO	UKR	E2	1:00.586 PB	-	60.586
2	O	1	Amira	KNÜLLE	GER	E2	1:05.828 PB	+5.242	65.828
3	I	1	Michelle	SATTLER	GER	E1	1:11.458 PB	+10.872	71.458
-	I	2	Anastasia	SCHMIDT	GER	E1	DQ		DQ

AK E – ALLROUND

4x 100/500/300/500 Gender: Men										Official Time	Tools
Rank	First name	Last name	Nation	Age Group	100m	500m	300m	500m	Points	Difference	
1	Jakob	GRAEFE		E2	MT 13.840 PB (1)	MT 1:05.450 (2)	38.083 (2)	1:02.952 SB (2)	180.325	-	
2	Christian	SIMONIS		E2	MT 14.520 (3)	MT 1:08.270 (4)	39.112 PB (4)	1:09.868 (5)	191.770	+11.445	
3	Frederico	HOTH		E1	MT 15.270 (6)	MT 1:11.220 (6)	40.985 (6)	1:04.750 (3)	192.225	+11.900	
4	Ben	SOENTJENS		E2	MT 15.680 (9)	MT 1:14.430 (9)	43.805 PB (8)	1:12.633 PB (7)	206.548	+26.223	
5	Mattes	STEIN		E1	MT 17.370 PB (11)	MT 1:27.920 PB (10)	49.394 PB (9)	1:21.100 PB (8)	235.784	+55.459	
6	Ben	SLUITER		E1	MT 16.440 PB (10)	MT 1:28.880 (11)	51.220 (10)	1:22.024 PB (9)	238.564	+58.239	

4x 100/500/300/500 Gender: Women										Official Time	Tools
Rank	First name	Last name	Nation	Age Group	100m	500m	300m	500m	Points	Difference	
1	Polina	CHEREVATENKO		E2	MT 14.550 PB (4)	MT 1:01.930 PB (1)	37.876 PB (1)	1:00.586 PB (1)	174.942	-	
2	Amira	KNÜLLE		E2	MT 14.610 PB (5)	MT 1:09.760 SB (5)	39.967 SB (5)	1:05.828 PB (4)	190.165	+15.223	
3	Michelle	SATTLER		E1	MT 15.630 (8)	MT 1:12.020 PB (7)	41.867 PB (7)	1:11.458 PB (6)	200.975	+26.033	
-	Anastasia	SCHMIDT		E1	MT 14.210 PB (2)	MT 1:06.590 (3)	38.725 PB (3)	DQ	DQ		

AK D – SINGLE

20.01.2024

🏠 📄 300m Gender: Men ⌚ Official Time ⚙️ Tools

Rank	Lane	Pair	First name	Last name	Nation	Age Group	300m	Difference	Points
1	O	4	Emil	PRILL	GER	D1	MT 31.600	-	31.600
2	I	4	Damian	KNÜLLE	GER	D1	MT 35.680	+4.080	35.680
3	O	3	Bjarne	KÜRZEL	GER	D2	MT 36.080	+4.480	36.080
4	I	3	Finn	ARNHARDT	GER	D1	MT 37.030	+5.430	37.030
5	I	1	Tobias	HORNTASCH	GER	D1	MT 42.480 ^{PB}	+10.880	42.480

🏠 📄 300m Gender: Women ⌚ Official Time ⚙️ Tools

Rank	Lane	Pair	First name	Last name	Nation	Age Group	300m	Difference	Points
1	O	4	Jule	NEUY	GER	D2	MT 31.690	-	31.690
2	I	3	Melina	TERSTAPPEN	GER	D1	MT 34.930	+3.240	34.930
3	I	4	Emma	BREUER	GER	D1	MT 35.180	+3.490	35.180
4	O	3	Madita	MOHR	GER	D2	MT 35.690	+4.000	35.690
5	I	1	Emma	STEIN	GER	D2	MT 40.190 ^{SB}	+8.500	40.190
6	O	1	Greta	POHL	GER	D1	MT 46.140	+14.450	46.140

🏠 📄 1000m Gender: Men ⌚ Official Time ⚙️ Tools

Rank	Lane	Pair	First name	Last name	Nation	Age Group	1000m	Difference	Points
1	O	4	Emil	PRILL	GER	D1	MT 1:53.710	-	56.855
2	I	4	Damian	KNÜLLE	GER	D1	MT 1:54.520	+0.810	57.260
3	O	3	Bjarne	KÜRZEL	GER	D2	MT 2:09.660	+15.950	64.830
4	I	3	Finn	ARNHARDT	GER	D1	MT 2:18.670	+24.960	69.335
5	I	1	Tobias	HORNTASCH	GER	D1	MT 2:37.060 ^{PB}	+43.350	78.530

🏠 📄 1000m Gender: Women ⌚ Official Time ⚙️ Tools

Rank	Lane	Pair	First name	Last name	Nation	Age Group	1000m	Difference	Points
1	I	4	Jule	NEUY	GER	D2	MT 1:49.980	-	54.990
2	O	4	Madita	MOHR	GER	D2	MT 1:53.710	+3.730	56.855
3	O	3	Emma	BREUER	GER	D1	MT 2:05.040	+15.060	62.520
4	I	3	Melina	TERSTAPPEN	GER	D1	MT 2:06.200	+16.220	63.100
5	I	1	Emma	STEIN	GER	D2	MT 2:24.230	+34.250	72.115
6	O	1	Greta	POHL	GER	D1	MT 2:43.240	+53.260	81.620

NRW Meisterschaften (20/21.01.2024)

Eissportzentrum – Grefrath (GER) / 20. - 21.01.2024

21.01.2024

500m Gender: Men									
Rank	Lane	Pair	First name	Last name	Nation	Age Group	500m	Difference	Points
1	O	4	Emil	PRILL	GER	D1	52.814	-	52.814
2	I	4	Damian	KNÜLLE	GER	D1	55.587	+2.773	55.587
3	I	3	Bjarne	KÜRZEL	GER	D2	58.572	+5.758	58.572
4	O	3	Finn	ARNHARDT	GER	D1	1:00.771 PB	+7.957	60.771
5	I	1	Tobias	HORNTASCH	GER	D1	1:13.993	+21.179	73.993

500m Gender: Women									
Rank	Lane	Pair	First name	Last name	Nation	Age Group	500m	Difference	Points
1	O	4	Jule	NEUY	GER	D2	51.295	-	51.295
2	I	4	Madita	MOHR	GER	D2	54.294	+2.999	54.294
3	O	3	Melina	TERSTAPPEN	GER	D1	56.149 PB	+4.854	56.149
4	I	3	Emma	BREUER	GER	D1	56.900 PB	+5.605	56.900
5	O	1	Emma	STEIN	GER	D2	1:04.124	+12.829	64.124
6	I	1	Greta	POHL	GER	D1	1:13.717 PB	+22.422	73.717

1500m Gender: Men									
Rank	Lane	Pair	First name	Last name	Nation	Age Group	1500m	Difference	Points
1	I	4	Damian	KNÜLLE	GER	D1	MT 2:54.660	-	58.220
2	O	4	Emil	PRILL	GER	D1	2:57.995	+3.335	59.331
3	O	3	Finn	ARNHARDT	GER	D1	3:12.085 PB	+17.425	64.028
4	I	3	Bjarne	KÜRZEL	GER	D2	3:14.806	+20.146	64.935
5	I	1	Tobias	HORNTASCH	GER	D1	4:01.768	+1:07.108	80.589

1500m Gender: Women									
Rank	Lane	Pair	First name	Last name	Nation	Age Group	1500m	Difference	Points
1	O	4	Jule	NEUY	GER	D2	2:50.546	-	56.848
2	I	4	Madita	MOHR	GER	D2	MT 3:00.630	+10.084	60.210
3	I	3	Melina	TERSTAPPEN	GER	D1	MT 3:04.170 PB	+13.624	61.389
4	O	3	Emma	BREUER	GER	D1	MT 3:04.500 PB	+13.954	61.500
5	O	1	Emma	STEIN	GER	D2	3:39.435 PB	+48.889	73.145
6	I	1	Greta	POHL	GER	D1	4:12.399 PB	+1:21.853	84.133

AK D – ALLROUND

4x 300/1000/500/1500 Gender: Men										
Rank	First name	Last name	Nation	Age Group	300m	1000m	500m	1500m	Points	Difference
1	Emil	PRILL	GER	D1	MT 31.600 (1)	MT 1:53.710 (2)	52.814 (2)	2:57.995 (3)	200.600	-
2	Damian	KNÜLLE	GER	D1	MT 35.680 (5)	MT 1:54.520 (4)	55.587 (4)	MT 2:54.660 (2)	206.747	+6.147
3	Bjarne	KÜRZEL	GER	D2	MT 36.080 (7)	MT 2:09.660 (7)	58.572 (7)	3:14.806 (8)	224.417	+23.817
4	Finn	ARNHARDT	GER	D1	MT 37.030 (8)	MT 2:18.670 (8)	1:00.771 FB (8)	3:12.085 FB (7)	231.164	+30.564
5	Tobias	HORNTASCH	GER	D1	MT 42.480 FB (10)	MT 2:37.060 FB (10)	1:13.993 (11)	4:01.768 (10)	275.592	+74.992

4x 300/1000/500/1500 Gender: Women										
Rank	First name	Last name	Nation	Age Group	300m	1000m	500m	1500m	Points	Difference
1	Jule	NEUY	GER	D2	MT 31.690 (2)	MT 1:49.980 (1)	51.295 (1)	2:50.546 (1)	194.823	-
2	Madita	MOHR	GER	D2	MT 35.690 (6)	MT 1:53.710 (2)	54.294 (3)	MT 3:00.630 (4)	207.049	+12.226
3	Melina	TERSTAPPEN	GER	D1	MT 34.930 (3)	MT 2:06.200 (6)	56.149 FB (5)	MT 3:04.170 FB (5)	215.568	+20.745
4	Emma	BREUER	GER	D1	MT 35.180 (4)	MT 2:05.040 (5)	56.900 FB (6)	MT 3:04.500 FB (6)	216.100	+21.277
5	Emma	STEIN	GER	D2	MT 40.190 FB (9)	MT 2:24.230 (9)	1:04.124 (9)	3:39.435 FB (9)	249.574	+54.751
6	Greta	POHL	GER	D1	MT 46.140 (11)	MT 2:43.240 (11)	1:13.717 FB (10)	4:12.399 FB (11)	285.610	+90.787

AK C – SINGLE

20.01.2024

500m Gender: Men									
Rank	Lane	Pair	First name	Last name	Nation	Age Group	500m	Difference	Points
1	I	1	Dominik	SCHAUERTE	GER	C1	MT 52.460	-	52.460

500m Gender: Women									
Rank	Lane	Pair	First name	Last name	Nation	Age Group	500m	Difference	Points
1	I	2	Kassandra	MARZYK	GER	C1	MT 49.870	-	49.870
2	O	2	Magdalena	BURAU	GER	C1	MT 50.110	+0.240	50.110
3	I	1	Greta	RAKELS	GER	C1	MT 52.900	+3.030	52.900
4	O	1	Antonina	SCHMIDT	GER	C1	MT 55.970	+6.100	55.970

1500m Gender: Men									
Rank	Lane	Pair	First name	Last name	Nation	Age Group	1500m	Difference	Points
1	I	1	Dominik	SCHAUERTE	GER	C1	MT 2:51.110	-	57.036

1500m Gender: Women									
Rank	Lane	Pair	First name	Last name	Nation	Age Group	1500m	Difference	Points
1	I	2	Kassandra	MARZYK	GER	C1	MT 2:36.810	-	52.270
2	O	2	Magdalena	BURAU	GER	C1	MT 2:42.360	+5.550	54.120
3	I	1	Greta	RAKELS	GER	C1	MT 2:52.710	+15.900	57.570
4	O	1	Antonina	SCHMIDT	GER	C1	MT 2:58.360	+21.550	59.453

21.01.2024


500m Gender: Men									
Rank	Lane	Pair	First name	Last name	Nation	Age Group	500m	Difference	Points
1	I	1	Dominik	SCHAUERTE	GER	C1	52.892	-	52.892





500m Gender: Women									
Rank	Lane	Pair	First name	Last name	Nation	Age Group	500m	Difference	Points
1	I	2	Kassandra	MARZYK	GER	C1	48.493	-	48.493
2	O	2	Magdalena	BURAU	GER	C1	49.681	+1.188	49.681
3	O	1	Greta	RAKELS	GER	C1	53.435	+4.942	53.435
4	I	1	Antonina	SCHMIDT	GER	C1	56.076	+7.583	56.076

1000m Gender: Men									
Rank	Lane	Pair	First name	Last name	Nation	Age Group	1000m	Difference	Points
1	I	1	Dominik	SCHAUERTE	GER	C1	1:47.439 PB	-	53.719

1000m Gender: Women									
Rank	Lane	Pair	First name	Last name	Nation	Age Group	1000m	Difference	Points
1	I	2	Kassandra	MARZYK	GER	C1	1:40.191	-	50.095
2	O	2	Magdalena	BURAU	GER	C1	1:42.150	+1.959	51.075
3	O	1	Greta	RAKELS	GER	C1	1:50.412	+10.221	55.206
4	I	1	Antonina	SCHMIDT	GER	C1	MT 1:54.400	+14.209	57.200

AK C – ALLROUND

🏠 📄 4x 500/1500/500/1000 Gender: Men 🕒 Official Time ⌵ ⚙️ Tools ⌵										
Rank	First name	Last name	Nation	Age Group	500m	1500m	500m	1000m	Points	Difference
1	Dominik	SCHAUERTE	 GER	C1	MT 52.460 (3)	MT 2:51.110 (3)	52.892 (3)	1:47.439 ^{PB} (3)	216.107	-

🏠 📄 4x 500/1500/500/1000 Gender: Women 🕒 Official Time ⌵ ⚙️ Tools ⌵										
Rank	First name	Last name	Nation	Age Group	500m	1500m	500m	1000m	Points	Difference
1	Kassandra	MARZYK	 GER	C1	MT 49.870 (1)	MT 2:36.810 (1)	48.493 (1)	1:40.191 (1)	200.728	-
2	Magdalena	BURAU	 GER	C1	MT 50.110 (2)	MT 2:42.360 (2)	49.681 (2)	1:42.150 (2)	204.986	+4.258
3	Greta	RAKELS	 GER	C1	MT 52.900 (4)	MT 2:52.710 (4)	53.435 (4)	1:50.412 (4)	219.111	+18.383
4	Antonina	SCHMIDT	 GER	C1	MT 55.970 (5)	MT 2:58.360 (5)	56.076 (5)	MT 1:54.400 (5)	228.699	+27.971

AK B/A/M – SINGLE

20.01.2024

500m Gender: Men									
Rank	Lane	Pair	First name	Last name	Nation	Age Group	500m	Difference	Points
1	O	4	Johannes	SOBOTTKA	GER	B1	MT 43.310	-	43.310
2	I	4	Jasper	KÖCKERT	GER	A1	MT 44.380 SB	+1.070	44.380
3	O	3	Anton	SOBOTTKA	GER	B1	MT 45.510	+2.200	45.510
4	I	3	Lars	AUSSENDORF	GER	A2	MT 46.800	+3.490	46.800
5	O	2	David	BULA	GER	B1	MT 49.790	+6.480	49.790
6	I	2	Marvin	ZEISSBERG	GER	M30	MT 49.890	+6.580	49.890
7	I	1	Klas	BERLIČ FRAS	SLO	M50	MT 1:00.280 PB	+16.970	60.280

500m Gender: Women									
Rank	Lane	Pair	First name	Last name	Nation	Age Group	500m	Difference	Points
1	O	2	Irene	HÖRNSCHEMEYER	GER	B1	MT 48.070	-	48.070
2	I	2	Josie	WIEHR	GER	B2	MT 49.070	+1.000	49.070
3	I	1	Antonia	CASPERS	GER	B2	MT 57.960 PB	+9.890	57.960

1500m Gender: Men									
Rank	Lane	Pair	First name	Last name	Nation	Age Group	1500m	Difference	Points
1	I	4	Johannes	SOBOTTKA	GER	B1	MT 2:20.690	-	46.896
2	I	3	Anton	SOBOTTKA	GER	B1	MT 2:22.950	+2.260	47.650
3	O	2	Lars	AUSSENDORF	GER	A2	MT 2:28.540	+7.850	49.513
4	O	3	Marvin	ZEISSBERG	GER	M30	MT 2:33.460	+12.770	51.153
5	O	4	Jasper	KÖCKERT	GER	A1	MT 2:42.660 SB	+21.970	54.220
6	I	2	David	BULA	GER	B1	MT 2:43.750 PB	+23.060	54.583
7	I	1	Klas	BERLIČ FRAS	SLO	M50	MT 3:38.240 PB	+1:17.550	72.746

1500m Gender: Women									
Rank	Lane	Pair	First name	Last name	Nation	Age Group	1500m	Difference	Points
1	O	2	Irene	HÖRNSCHEMEYER	GER	B1	MT 2:31.610	-	50.536
2	I	2	Josie	WIEHR	GER	B2	MT 2:46.720 SB	+15.110	55.573
3	I	1	Antonia	CASPERS	GER	B2	MT 3:24.180 PB	+52.570	68.060

21.01.2024

1000m Gender: Men									
Rank	Lane	Pair	First name	Last name	Nation	Age Group	1000m	Difference	Points
1	I	4	Johannes	SOBOTTKA	GER	B1	1:28.269	-	44.134
2	O	4	Anton	SOBOTTKA	GER	B1	1:30.115	+1.846	45.057
3	O	3	Jasper	KÖCKERT	GER	A1	1:34.829 SB	+6.560	47.414
4	I	3	Lars	AUSSENDORF	GER	A2	1:36.114 PB	+7.845	48.057
5	O	2	Marvin	ZEISSBERG	GER	M30	1:37.225	+8.956	48.612
6	I	2	David	BULA	GER	B1	1:41.735	+13.466	50.867
7	I	1	Klas	BERLIČ FRAS	SLO	M50	2:19.354 PB	+51.085	69.677

1000m Gender: Women									
Rank	Lane	Pair	First name	Last name	Nation	Age Group	1000m	Difference	Points
1	O	2	Irene	HÖRNSCHEMEYER	GER	B1	1:37.412	-	48.706
2	I	2	Josie	WIEHR	GER	B2	1:42.522 SB	+5.110	51.261
3	I	1	Antonia	CASPERS	GER	B2	2:06.454	+29.042	63.227

3000m Gender: Men									
Rank	Lane	Pair	First name	Last name	Nation	Age Group	3000m	Difference	Points
1	I	4	Johannes	SOBOTTKA	GER	B1	4:53.914	-	48.985
2	O	4	Anton	SOBOTTKA	GER	B1	4:54.192	+0.278	49.032
3	O	2	Marvin	ZEISSBERG	GER	M30	5:09.624	+15.710	51.604
4	I	3	Lars	AUSSENDORF	GER	A2	5:14.542 PB	+20.628	52.423
5	O	3	Jasper	KÖCKERT	GER	A1	5:19.606 SB	+25.692	53.267
6	I	2	David	BULA	GER	B1	6:02.838 PB	+1:08.924	60.473
7	I	1	Klas	BERLIČ FRAS	SLO	M50	7:23.302 PB	+2:29.388	73.883

3000m Gender: Women									
Rank	Lane	Pair	First name	Last name	Nation	Age Group	3000m	Difference	Points
1	O	2	Irene	HÖRNSCHEMEYER	GER	B1	5:15.479	-	52.579
2	I	2	Josie	WIEHR	GER	B2	5:57.300 SB	+41.821	59.550
3	I	1	Antonia	CASPERS	GER	B2	7:13.527 PB	+1:58.048	72.254

AK B/A/M – ALLROUND

4x 500/1500/1000/3000 Gender: Men														
Rank	First name	Last name	Nation	Age Group	500m		1500m		1000m		3000m	Points	Difference	
1	Johannes	SOBOTTKA		B1	MT 43.310	(1)	MT 2:20.690	(1)	1:28.269	(1)	4:53.914	(1)	183.325	-
2	Anton	SOBOTTKA		B1	MT 45.510	(3)	MT 2:22.950	(2)	1:30.115	(2)	4:54.192	(2)	187.249	+3.924
3	Lars	AUSSENDORF		A2	MT 46.800	(4)	MT 2:28.540	(3)	1:36.114	PB (4)	5:14.542	PB (4)	196.793	+13.468
4	Jasper	KÖCKERT		A1	MT 44.380	SB (2)	MT 2:42.660	SB (6)	1:34.829	SB (3)	5:19.606	SB (6)	199.281	+15.956
5	Marvin	ZEISSBERG		M30	MT 49.890	(8)	MT 2:33.460	(5)	1:37.225	(5)	5:09.624	(3)	201.259	+17.934
6	David	BULA		B1	MT 49.790	(7)	MT 2:43.750	PB (7)	1:41.735	(7)	5:02.838	PB (8)	215.713	+32.388
7	Klas	BERLIČ FRAS		M50	MT 1:00.280	PB (10)	MT 3:38.240	PB (10)	2:19.354	PB (10)	7:23.302	PB (10)	276.586	+93.261

4x 500/1500/1000/3000 Gender: Women														
Rank	First name	Last name	Nation	Age Group	500m		1500m		1000m		3000m	Points	Difference	
1	Irene	HÖRNSCHEMEYER		B1	MT 48.070	(5)	MT 2:31.610	(4)	1:37.412	(6)	5:15.479	(5)	199.891	-
2	Josie	WIEHR		B2	MT 49.070	(6)	MT 2:46.720	SB (8)	1:42.522	SB (8)	5:57.300	SB (7)	215.454	+15.563
3	Antonia	CASPERS		B2	MT 57.960	PB (9)	MT 3:24.180	PB (9)	2:06.454	(9)	7:13.527	PB (9)	261.501	+61.610